Quote Loader Version 2 Extension, Moneydance 2019-2022 Handling Cryptocurrencies and Market Indices & Futures V5.1

(Ref PDF “Quote Loader Extension by Mike Bray)

At your own risk.

Always do a FILE- EXPORT BACKUP before following the procedures below.

OVERVIEW

Cryptocurrencies

Moneydance is designed to handle normal currencies exchange rates but can also handle Cryptocurrencies. Quote Loader can download Cryptocurrencies in a form that can be imported into Moneydance.

The process is outlined below, see here. Also supported are Cryptocurrency Investments, see here

Exchange Rates	1/x
Bitcoin	0.000157
Ethereum	0.00193
Euro	1.13335
Ripple	1.935381
US Dollar	1.354224

The 1/X inverts the listed values.

In the screen shot the setting is such that one unit of the Moneydance’s Base Currency = X units in the denomination displayed. The inverse would give one unit of the denomination displayed = X units in the Base Currency.

Moneydance does not indicate the selection 1/X is making.

Market Indices

Moneydance isn’t designed to track Market Indices, such as the Dow Jones Industrial Average, FTSE 100 or Canadian S&P/TSX. However, it is possible to use the Quote Loader to obtain data and import that data into Moneydance and display this data thus. See here

Stock Prices	
.Dow Jones Industrial Average	USD: 34053.94
.FTSE 100	7828.85
.German Se Xetra Dax Index	EUR: 15370.99
.S&PAust Index Asx 200 Index	AUD: 7558.1

Market Futures see here

Stock Prices	
Copper Mar 23	4.109
Gold Apr 23	1927.1
Platinum Mar 23	1665
Silver Mar 23	23.45

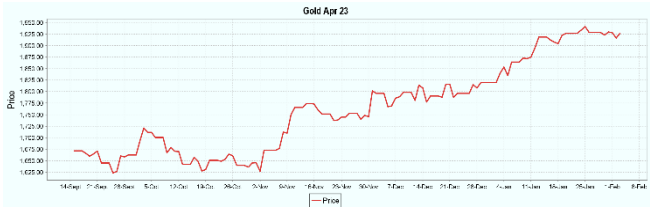

Contents

OVERVIEW 1
Cryptocurrencies 1
Market Indices 1
CRYPTOCURRENCIES 3
Cryptocurrencies in Moneydance as a Currency. 3
Obtaning a Cryptocurrency Exchange Rates 3
Cryptocurrencies in Moneydance as an investment 4
Adding an Investment Account called Cryptocurrency. 4
Obtain\Save Cryptocurrency Investments with a Base Currency of USD GBP CAD EUR 4
Obtain\Save Cryptocurrency Investments with a Base Currency other than USD GBP CAD EUR 5
Cryptocurrency Table with hyperlinks 5
MARKET INDICES 6
Setting up Market Indices in Moneydance. 6
Adding a Investment called Market Indices 6
Creating a Market Index 6
Obtaining and Saving Market Indices. 6
Moneydance Summary Page 7
Market Index Graph 7
Market Index Symbol Table with hyperlinks. 8
Market Futures 8
Retrieving historical data 8

Note: If you are running a VPN this may slow down Quote Loader, some quotes may be missed or the retrieval of data may fail. If the issue persists try turning off your VPN.

The main PDF provides an in-depth understanding on how to set up and use Quote Loader and should be used as a reference to obtain a better understanding of the following.

CRYPTOCURRENCIES

Yahoo only support cryptocurrency exchange rates related to USD, GBP, CAD and EURO.
Thus, unfortunately if your Base currency is not one of the above cryptocurrency exchange rates cannot be returned.

Cryptocurrencies in Moneydance as a Currency.

In this example the cryptocurrency Bitcoin is added.
TOOLS – CURRENCIES then click "+" and fill in window thus. →
Note the Symbol for the cryptocurrency must match the characters of the symbol given in the table here up to the and including "-"

Example for Ethereum use ETH- and for DigitalCash use DASH-
Click OK.

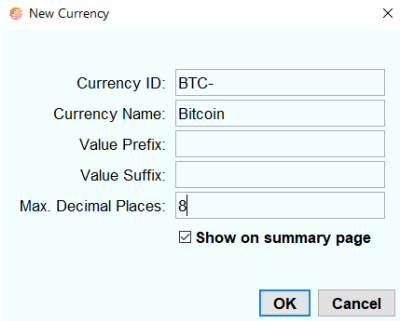

Obtaning a Cryptocurrency Exchange Rates

Under extension run Quote Loader. On the Parameters tab tick "Include Exchange Rates" and select "Display on separate tab". Set "Decimal Digits" as required, usually 8 for cryptocurrencies. Select the Exchange Rates tab.

For a cryptocurrency to be listed under "Ticker" Symbols it must be selected in Moneydance to "Show on summary page" under TOOLS – CURRENCIES select currency - EDIT.

On the Exchange Rates tab select Yahoo as the source and click "Get Exchange Rates".
The retrieved New Price gives the exchange rate of one GBP = X Bitcoins.
In the example, one GBP = 0.00005024 Bitcoins.

1. Click the "Select all lines" button or individual tick boxes to Select the lines to be saved.
2. Click the "Save selected Lines" button, then click OK button OR click "Close" to cancel Save.

If you wish to retrieve data since the last data stored in a Moneydance Currency/Security History window tick "Retrieve missed Prices" box on the Parameters tab. Active only when source is Yahoo HD.
Important see here.

Cryptocurrencies in Moneydance as an investment

To track a cryptocurrency as an investment the cryptocurrency must be set up as a security.

In this example the Moneydance Base Currency is GBP.
Cryptocurrency Bitcoin is added as a security.
TOOLS – SECURITIES then click "+" and fill in window thus.
Note the Symbol for the security must match the characters of the symbol given in the cryptocurrency table here

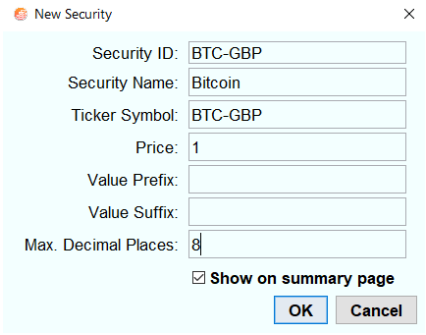

If the Base Currency is not USD, GBP, CAD or EUR use symbol ending in USD and click TOOLS – SECURITIES – "Cryptocurrency investment" e.g. "Bitcoin" and change currency to US Dollar. Ensure the exchange rate USD is listed on the summary page. Tick "Show on summary page" under TOOLS – CURRENCIES - US Dollar - EDIT.

Click OK.

Adding an Investment Account called Cryptocurrency.

Create new investment account – "Cryptocurrency" in the normal way.

a) Click on another account in the side bar then back to Cryptocurrency. Buy the security in the normal way by: -
First Security click Yes, next time ACTIONS – ADD SECURITY.

b) Fill in the window thus

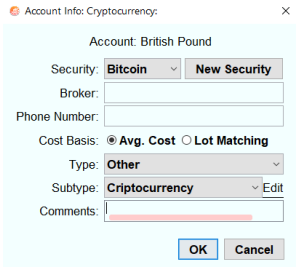

c) In this example Bitcoin investment is tracked. 0.01 Shares at a Price of £13834 will be purchased equal to an Amount of £138.34
ACTION – NEW TRANSACTION and fill in transaction line thus.

The Security Detail window will then look like this.

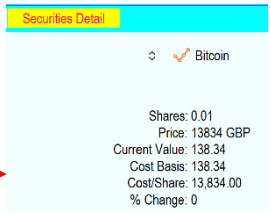

d) Repeat steps a) to d) for each Cryptocurrency Security you wish to add.

Obtain\Save Cryptocurrency Investments with a Base Currency of USD GBP CAD EUR

Under extension run Quote Loader. On the "Parameters" tab set "Display on separate tab"
On the Security tab select Yahoo as the source to obtain the Bitcoin price and click "Get Prices"
The returned New Price has the exchange rate of one Bitcoins =X GBP in the example 1 Bitcoin =19936.93GBP
Select the quote to be saved and click "Save selected Lines".

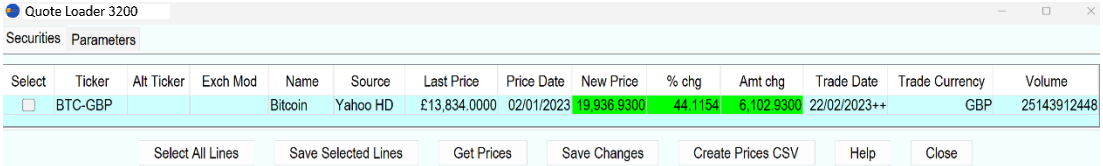

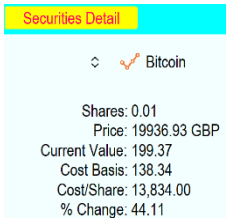

If you wish to retrieve data since the last data stored in a Currency/Security History window tick "Retrieve Missed Prices" box on the "Parameters" tab. Active only when source is Yahoo HD. **Important** see here.

Obtain\Save Cryptocurrency Investments with a Base Currency other than USD GBP CAD EUR

Run the Quote Loader under EXTENSIONS.
To get the best results possible a two stage process is required:

Prerequisites.

a. Ensure “Display on same page as Securities” is selected in the “Parameters” tab.
b. Ensure “Include Exchange Rates” box is ticked in the “Parameters” tab.
c. Ensure “Retrieve Missed Prices” box is ticked in the “Parameters” tab.
d. Ensure Exchange Rate source is Yahoo HD in “Securities/Exchange Rates” tab.

The process steps are as follows: -

a. On the “Security/Exchange Rates” tab click “Get Exchange Rates” button. When process is complete click OK.
b. Click the “Select all lines” button or individual tick Select boxes to select the exchange rates to be saved.
c. Click “Save selected lines” button, click OK.
d. Click “Get Prices” button. When process is complete click OK.
e. Click the “Select all lines” button or individual tick Select boxes to select the lines to be saved.
f. Click “Save selected lines” button.

Cryptocurrency Table with hyperlinks

Bitcoin	BTC-USD	BTC-GBP	BTC-CAD	BTC-EUR
Ethereum	ETH-USD	ETH-GBP	ETH-CAD	ETH-EUR
Ripple	XRP-USD	XRP-GBP	XRP-CAD	XRP-EUR
Bitcoin Cash BCC	BCH-USD	BCH-GBP	BCH-CAD	BCH-EUR
EOS	EOS-USD	EOS-GBP	EOS-CAD	EOS-EUR
Litecoin	LTC-USD	LTC-GBP	LTC-CAD	LTC-EUR
Tronix	TRX-USD	TRX-GBP	TRX-CAD	TRX-EUR
Cardano	ADA-USD	ADA-GBP	ADA-CAD	ADA-EUR
Stellar	XLM-USD	XLM-GBP	XLM-CAD	XLM-EUR
ImpulseVen	VEN-USD			
NEO	NEO-USD	NEO-GBP	NEO-CAD	NEO-EUR
Monero	XMR-USD	XMR-GBP	XMR-CAD	XMR-EUR
DigitalCash	DASH-USD	DASH-GBP	DASH-CAD	DASH-EUR
NEM	XEM-USD	XEM-GBP	XEM-CAD	XEM-EUR
BNB	BNB-USD	BNB-GBP	BNB-CAD	BNB-EUR
Tether	USDT-USD	USDT-GBP	USDT-CAD	USDT-EUR
Ethereum Classic	ETC-USD	ETC-GBP	ETC-CAD	ETC-EUR
ByteCoin	BCN-USD	BCN-GBP	BCN-CAD	BCN-EUR
0x	ZRX-USD	ZRX-GBP	ZRX-CAD	ZRX-EUR
QTUM	QTUM-USD	QTUM-GBP	QTUM-CAD	QTUM-EUR
ICON	ICX-USD	ICX-GBP	ICX-CAD	ICX-EUR
Lisk	LSK-USD	LSK-GBP	LSK-CAD	LSK-EUR
Aeternity	AE-USD	AE-GBP	AE-CAD	AE-EUR
Bitcoin Gold	BTG-USD	BTG-GBP	BTG-CAD	BTG-EUR

MARKET INDICES

A market index oversimplified is a calculation based on the value of securities traded on an exchange. For this reason, organisations like Yahoo and FT assign a currency to the index value.

Setting up Market Indices in Moneydance.

Adding a Investment called Market Indices.

Create new investment account – "Market Indices" in the normal way.
ACCOUNT – NEW ACCOUNT – INVESTMENT – NEXT and enter the "Account Name" as "Market Indices". Tick the box "Inactive". Click OK.

Creating a Market Index.

In this example the "Dow Jones Industrial Average" will be created.

1. Create new security, -
   ".Dow Jones Industrial Average" in the normal way.
   TOOLS – SECURITES – "+". Fill in the window thus.

   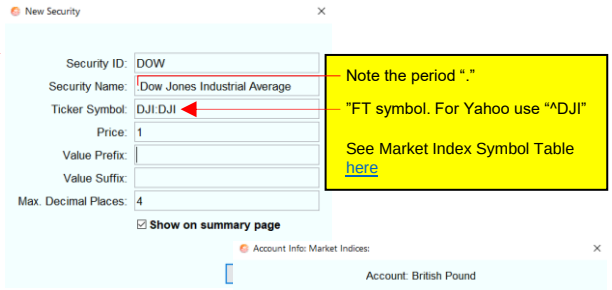

   Then OK. Close window.

2. TOOLS – SECURITIES – ".Dow Jones Industrial Average" Change currency to currency of the index.
   See here for correct currency to use, close windows.

3. Add security to investment account in the normal way.
   Side bar highlight " Market Indices. First Security click Yes, next time – ACTIONS - ADD SECURITY.
   Fill in window thus.

   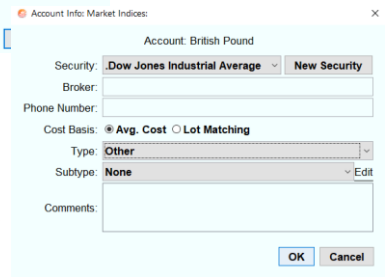

   Then OK

4. Click on another account in the sidebar then back to Market Indices. Buy the security in the normal way by
   ACTIONS – NEW TRANSACTION and fill in trancaction line thus.

25/05/2018	Buy			.Dow Jones Industrial Average		1	1.00	-1.00
						1		

5. Repeat steps 1 to 5 for each Market Index you wish to add.

6. Highlight the "Market Indices" account in the side bar and click ACCOUNT – EDIT and enter a initial balance equal to the number of Market Indices created.

Obtaining and Saving Market Indices.

Under extension run Quote Loader. Either the Securities/Exchange Rates tab or the Securities tab as selected in the Preference tab can be used. Do not select a Stock Exchange under "Exch Mod". Select a source, Yahoo, Yahoo +TD or FT to obtain the Market Index and click "Get Prices". Note: Source Yahoo HD, with "Retrieve Missed Prices" box ticked on the "Parameters" tab supports historical data on Market Indices other than those highlighted in yellow, see here & here.

Select the quote to be saved and click "Save selected lines".

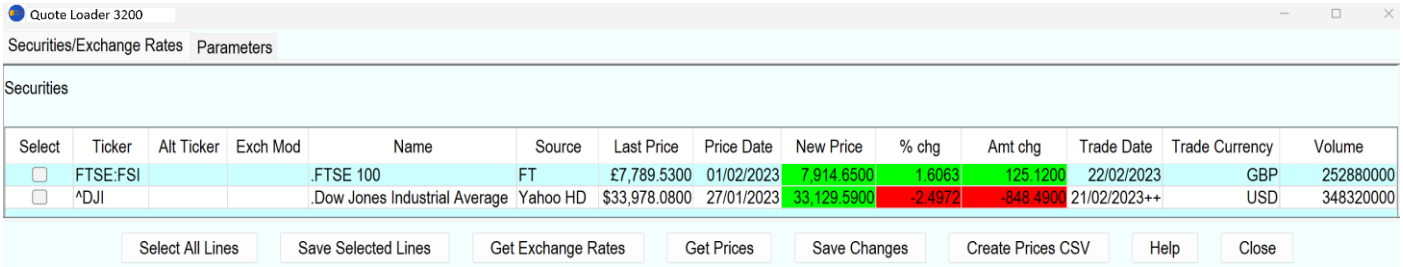

Moneydance Summary Page

Provided that under FILE – PREFERENCES – SUMMARY PAGE “Stock Prices” have been selected to be display then the Market Indices will appear at the top of the “Stock Price” list.

Stock Prices	
.Dow Jones Industrial Average	USD: 34053.94
.FTSE 100	7828.85
.German Se Xetra Dax Index	EUR: 15370.99
.S&PAust Index Asx 200 Index	AUD: 7558.1

Market Index Graph

The Graphs “Currency History” can be used to show Market Index changes over time.

The Graph from Side Bar- Investment – Market Indices – Securities Details – FTSE 100 Index

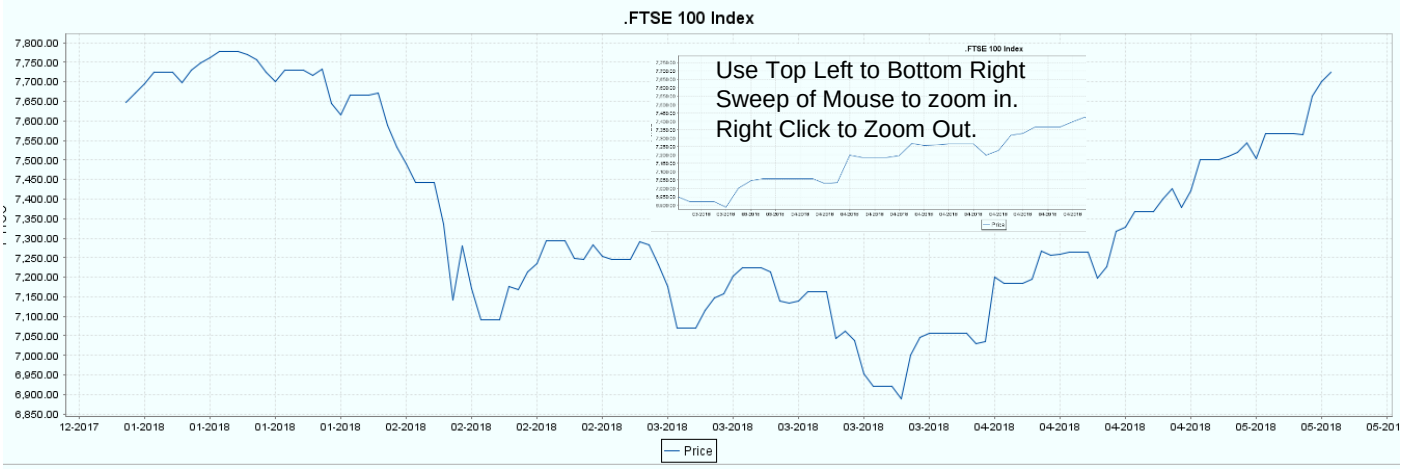

Market Index Symbol Table with hyperlinks.

FT SYMBOL	FT DESCRIPTION	YAHOO SYMBOL	YAHOO DESCRIPTION	CURRENCY
N100:PAR	Euronext 100 Idx	^N100	Euronext 100	EUR
INX:IOM	S&P 500 Index	^GSPC	S&P 500	USD
SHI:SHH	Shanghai Se Composite Index	000001.SS	Sse Composite Index	CNY
FTAL:FSI	Ftse All Share Index	^FTAS	Uk Ftse All Share	GBP
FTSA:FSI	Ftse 350 Act Index	^FTLC	Ftse 350	GBP
CAC:PAR	Cac 40 Index	^FCHI	Cac 40	EUR
XJO:ASX	S&P Aust Index Asx 200 Index	^AXJO	S&P/Asx 200	AUD
PAX:PAR	Cac All Share Index	PAX.PA	Cac All Shares	EUR
COMP:NAS	Nasdaq Nms Composite Index	^IXIC	Nasdaq Composite	USD
FTSE:FSI	Ftse 100 Index	^FTSE	Ftse 100	GBP
DAXX:GER	German Se Xetra Dax Index	^GDAXI	Dax Performance-Index	EUR
TSEA:TOR	S&P/Tsx Comps Index	^GSPTSE	S&P/TSX Composite Index	CAD
FTSM:FSI	Ftse 250 Mid Index	^FTMC	Ftse 250	GBP
n225:NIK	Nikkei 225 Tokyo	^N225	Nikkei 225	JPY
DJI:DJI	Dow Jones Industrial Average	^DJI	Dow Jones Industrial Average	USD
HSI:HKG	Hang Seng	^HSI	Hang Seng Index	HKD
IPC:MEX	Se Ipc Index	^MXX	Ipc Mexico	MXN

Indices highlighted in yellow are not supported by Yahoo HD.

The above table represents a cross section of market indices across the world.
Reference the following two web sites to obtain further Market Indices.
Yahoo https://uk.finance.yahoo.com/world-indices FT https://markets.ft.com/data/world

Market Futures

Moneydance can handle Market Futures in the same way as it handles securities to return current and historical prices.
Simply set up a Market Future as you would any other Security using the Ticker symbols from the link below and select the source a Yahoo, Yahoo +TD or Yahoo HD for historical data.

Link to current Market Futures Ticker Symbols.

For example, the Ticker Symbol for Gold is GC=F

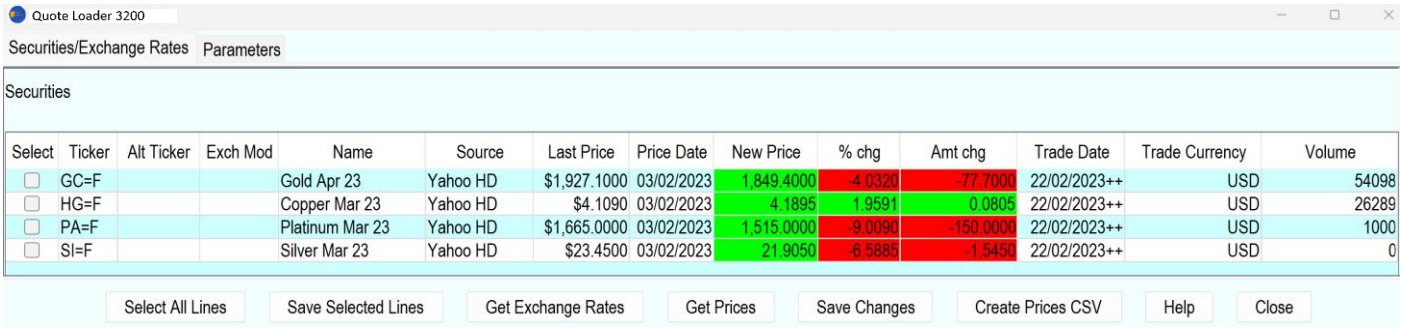

Retrieving historical data

The purpose of this feature is to retrieve data going back to the last date entry in a Currency/Security History window. For example, if you last ran Quote Loader on 27th May and you are now running on 2nd June Quote Loader will load the prices for 28th May, 29th May, 30th May, 31st May, 1st June & 2nd June, if they are available. It will not fill in any gaps before 27th May. Does not overwrite your existing history.
The source Yahoo HD (Historical Data) can retrieve data related to Cryptocurrency Exchange Rates, Cryptocurrency Investments, Market Futures and Market Indices, other than those highlighted in yellow, see here, going back as selected on the “Parameters” tab, if available. “++” after the Trade Date denotes history has been retrieved.

HAVE FUN Derek Kent